





<b>Needle Brand</b>	SCHMETZ (or similar)		
<b>Series</b>	SD1DI		DI
<b>Needle Size</b>	#19 (134-35 SD1) (2134-35 SD1) (DP X 35 SD1)	#18 (135 × 17SD1) (DP X 17 SD1)	#19 (134-35 DI) (DP X 35 DI)
			
<b>Seam Types</b>	Superimposed Seam		Lapped Seam/Decorative Seam
			
<b>Thread</b>	For thread #20, the suggested minimum size of needle is #19 For thread 30, please use needle size #18		
<b>Note</b>	The recommended needle brand above is only an example, you can use a similar one		

**100% Silicone Products are the ultimate in coated fabric technology. We recommend the following sewing procedures:**

1. 6-7 stitches per inch
2. #30 thread with a #18 needle **or**
3. #20 thread with a #19 needle
4. Needle #18 and #19 should be of SD1 series for sewing **or**
5. #19 for DI series suitable for wire pressing process
6. Adding a lock stitch to protect sewing
7. Make sure timing on sewing machine is calibrated to prevent a needle drag on the way out of the hole
8. Avoid machine with a sharp edge on pressor foot, it will cut the surface